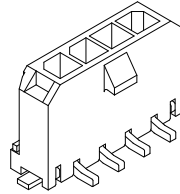
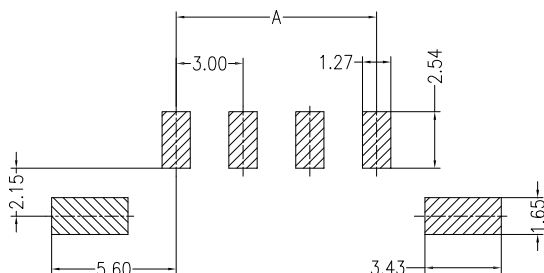
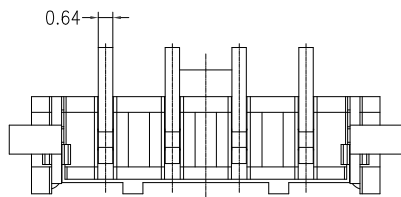
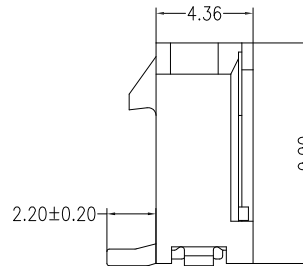
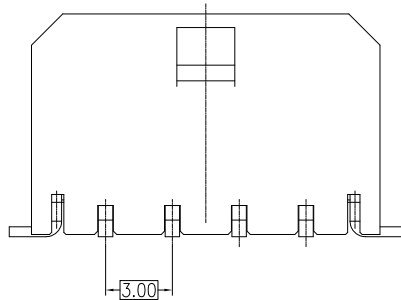
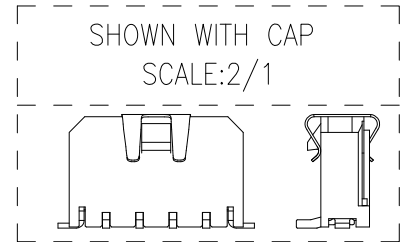
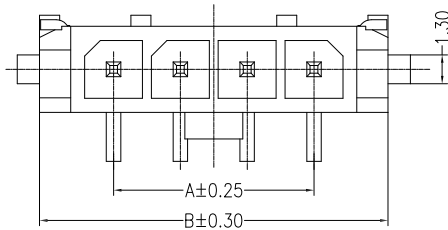


仅供参考

REV.	REVISION RECORD	DATE
A0	新图面发行	2017.06.16



Specifications:
 Contact resistance: $\leq 20m\Omega$
 Insulation resistance: $\geq 1000M\Omega$
 Rated voltage: 250V AC DC
 Rated current: 5.0A AC DC
 Withstand Voltage: 1000V AC/minute
 Temperature Range: $-25^{\circ}C \sim +85^{\circ}C$
 Housing: LCP UL94V-0, BLACK
 Contacts: Brass/MATTE Sn-plated
 Solder Tabs: Brass/MATTE Sn-plated
 CAP: Stainless steel



PCB LAYOUT (Tolerance: ± 0.05)

PIN	DIM A	DIM B
2	3.00	9.65
3	6.00	12.65
4	9.00	15.65
5	12.00	18.65
6	15.00	21.65
7	18.00	24.65
8	21.00	27.65
9	24.00	30.65
10	27.00	33.65
11	30.00	36.65
12	33.00	39.65

	GENERAL TOLERANCES		SCALE: 1:1	NAME	DATE	深圳市思拓展电子有限公司 SHENZHEN SINOTOP ELECTRONICS CO., LTD 公司网址: www.szstuo.cn 公司电话: 0755-23765350 电子邮箱: 2850175982@qq.com 公司传真: 0755-23765341	PART. NO: ST-WF-300-001AWV	
	LINEAR	ANGLES					APPROVED	DWG. NO:
	0.0 \pm 0.30	X° REF \pm 6°	DESIGNER	TITLE:				
	UNIT: MM	0.00 \pm 0.20	X° \pm 3°	3.00mm PITCH 180° WAFER SMT TYPE	REV: A0		SHEET: 1/1	
SIZE: A4	0.000 \pm 0.10	X° X' \pm 2°	DRAWN	肖坤权	2017.06.16			