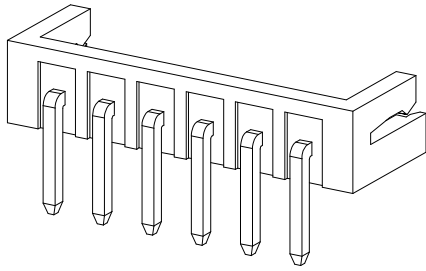


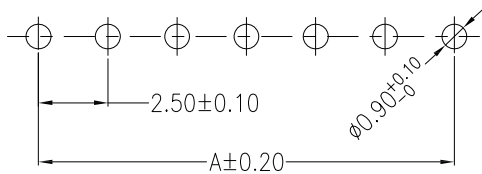
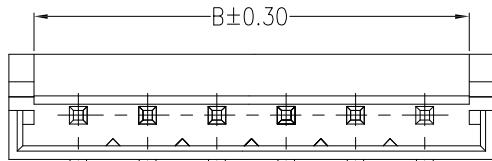
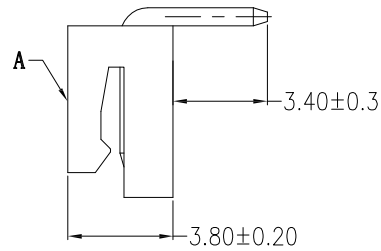
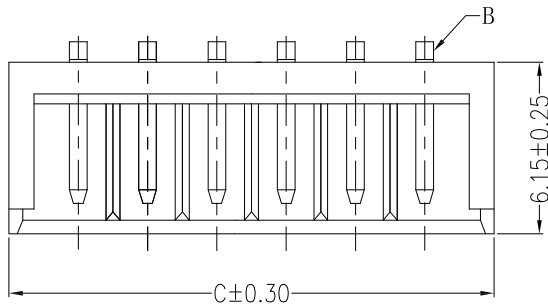
仅供参考

REV.	REVISION RECORD	DATE
A0	新图面发行	2017.06.16



主要技术参数 Main Specifications

线数 (Poles): 02 to 15
 接触电阻 (Contact resistance): $\leq 20m\Omega$
 绝缘电阻 (Insulation resistance): $\geq 1000M\Omega$
 额定电压 (Rated voltage): 250V AC DC
 额定电流 (Rated current): 2.5A AC DC
 耐电压 (Withstand Voltage): 1000V AC/minute
 温度范围 (Temperature Range): $-25^{\circ}C \sim +85^{\circ}C$



SUGGESTED PCB LAYOUT
(COMPONENT SIDE)

Circuits	Dimensions (mm)		
	A	B	C
02	2.50	5.60	7.50
03	5.00	8.10	10.00
04	7.50	10.60	12.50
05	10.00	13.10	15.00
06	12.50	15.60	17.50
07	15.00	18.10	20.00
08	17.50	20.60	22.50
09	20.00	23.10	25.00
10	22.50	25.60	27.50
11	25.00	28.10	30.00
12	27.50	30.60	32.50
13	30.00	33.10	35.00
14	32.50	35.60	37.50
15	35.00	38.10	40.00

B	CONTACT	2~15 PCS	Brass	Tin-plated
A	PEDESTAL	1 PCS	PA66	COLOR:BEIGE
ITEM	COMPONENT	Q'TY	MATERIAL	FINISH

	GENERAL TOLERANCES		SCALE: 1:1	NAME	DATE
	LINEAR	ANGLES	APPROVED		
	0.0±0.30	X° REF±6°	DESIGNER		
	UNIT: MM	0.00±0.20	X° ±3°	DRAWN	肖坤权
SIZE: A4	0.000±0.10	X° X'±2°			

深圳市思拓展电子有限公司
 SHENZHEN SINOTOP ELECTRONICS CO., LTD
 公司网址: www.szstuo.cn 公司电话: 0755-23765350
 邮 箱: 2850175982@qq.com 公司传真: 0755-23765341

TITLE: 2.50mm PITCH 90° WAFER DIP TYPE

PART. NO:	ST-WF-250-004AW
DWG. NO:	
REV:	A0
SHEET:	1/1