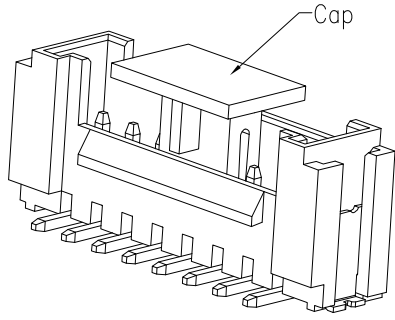


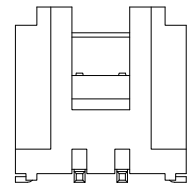
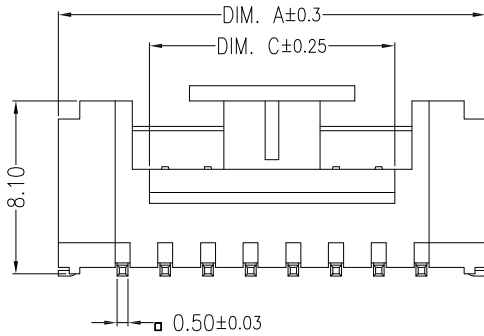
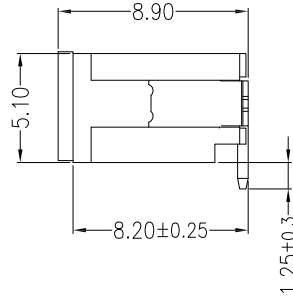
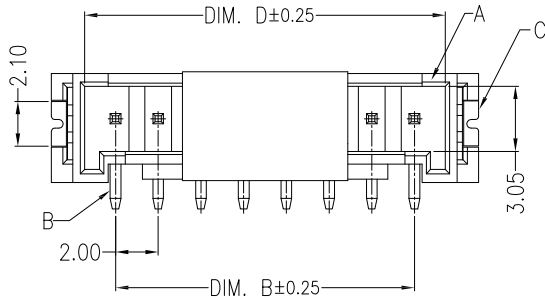
仅供参考

REV.	REVISION RECORD	DATE
A0	新图面发行	2017.06.16

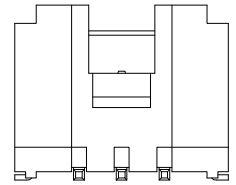


主要技术参数 Main Specifications

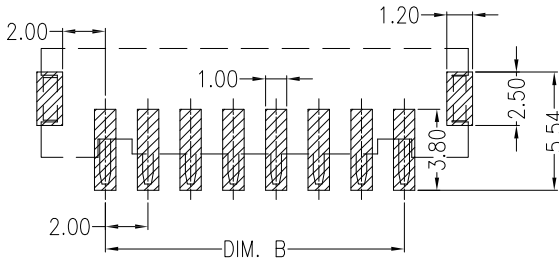
- 线数 (Poles): 02 to 16
- 接触电阻 (Contact resistance): $\leq 20m\Omega$
- 绝缘电阻 (Insulation resistance): $\geq 1000M\Omega$
- 额定电压 (Rated voltage): 250V AC DC
- 额定电流 (Rated current): 2.0A AC DC
- 耐电压 (Withstand Voltage): 1000V AC/minute
- 温度范围 (Temperature Range): $-25^{\circ}C \sim +105^{\circ}C$



ST-WF-200-002AWV-02



ST-WF-200-002AWV-03



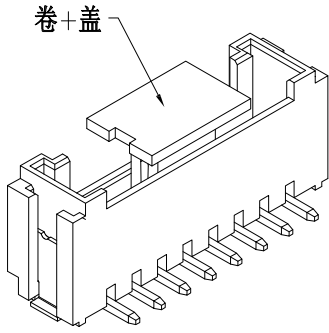
SUGGESTED PCB LAYOUT

Circuits	Dimensions (mm)			
	DIM. A	DIM. B	DIM. C	DIM. D
02	8.00	2.00	2.70	4.90
03	10.00	4.00	2.70	6.90
04	12.00	6.00	3.50	8.90
05	14.00	8.00	5.50	10.90
06	16.00	10.00	7.50	12.90
07	18.00	12.00	9.50	14.90
08	20.00	14.00	11.50	16.90
09	22.00	16.00	13.50	18.90
10	24.00	18.00	15.50	20.90
11	26.00	20.00	15.50	22.90
12	28.00	22.00	15.50	24.90
13	30.00	24.00	15.50	26.90
14	32.00	26.00	15.50	28.90
15	34.00	28.00	15.50	30.90
16	36.00	30.00	15.50	32.90

C	SOLDER TAB	2 PCS	PhosphorBronze	Sn/MATTE Sn/Gold-plated
B	CONTACT	2~16 PCS	Brass	Sn/MATTE Sn/Gold-plated
A	HOUSING	1 PCS	LCP	UL 94V-0, COLOR:BEIGE
ITEM	COMPONENT	Q'TY	MATERIAL	FINISH

	GENERAL TOLERANCES		SCALE: 1:1	NAME	DATE	深圳市思拓展电子有限公司 SHENZHEN SINOTOP ELECTRONICS CO., LTD 公司网址: www.szsituo.cn 公司电话: 0755-23765350 邮箱: 2850175982@qq.com 公司传真: 0755-23765341	PART. NO:
	LINEAR	ANGLES	APPROVED				ST-WF-200-002AWV
	0.0 ± 0.30	X° REF ± 6°	DESIGNER				DWG. NO:
	UNIT: MM	0.00 ± 0.20	X° ± 3°	DRAWN	肖坤权		2017.06.16
SIZE: A4	0.000 ± 0.10	X° X' ± 2°					REV: A0 SHEET: 1/1

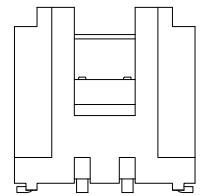
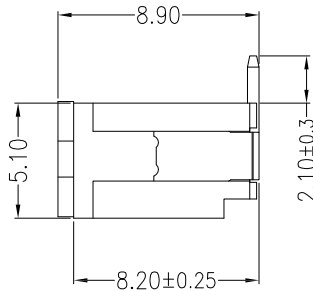
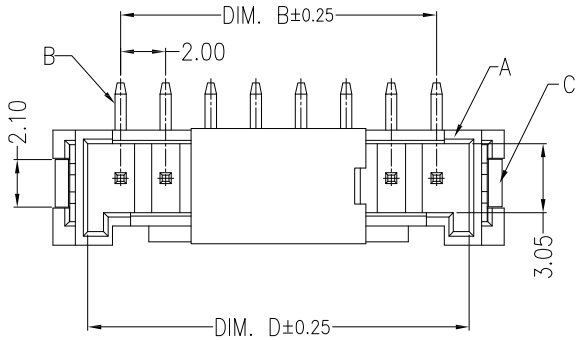
仅供参考



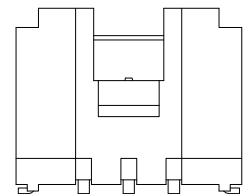
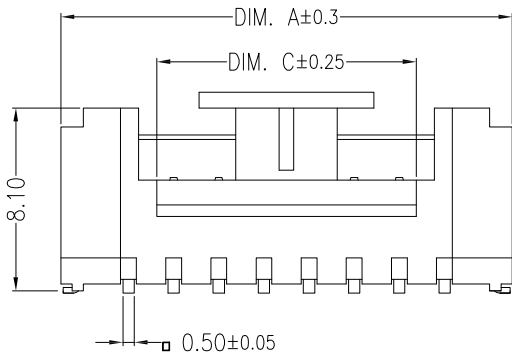
REV.	REVISION RECORD	DATE
A0	新图面发行	2017.06.16

主要技术参数 Main Specifications

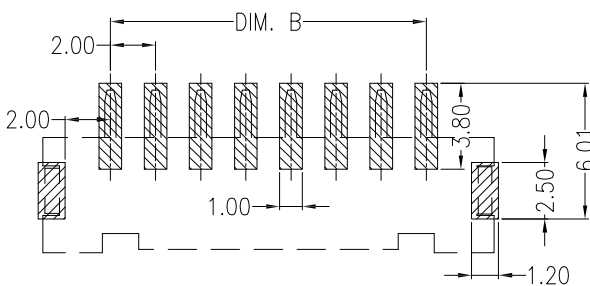
- 线数 (Poles): 02 to 16
- 接触电阻 (Contact resistance): $\leq 20m\Omega$
- 绝缘电阻 (Insulation resistance): $\geq 1000M\Omega$
- 额定电压 (Rated voltage): 250V AC DC
- 额定电流 (Rated current): 2.0A AC DC
- 耐电压 (Withstand Voltage): 1000V AC/minute
- 温度范围 (Temperature Range): $-25^{\circ}C \sim +105^{\circ}C$



ST-WF-200-002AWV-1-02



ST-WF-200-002AWV-1-03



SUGGESTED PCB LAYOUT

Circuits	Dimensions (mm)			
	DIM. A	DIM. B	DIM. C	DIM. D
02	8.00	2.00	2.70	4.90
03	10.00	4.00	2.70	6.90
04	12.00	6.00	3.50	8.90
05	14.00	8.00	5.50	10.90
06	16.00	10.00	7.50	12.90
07	18.00	12.00	9.50	14.90
08	20.00	14.00	11.50	16.90
09	22.00	16.00	13.50	18.90
10	24.00	18.00	15.50	20.90
11	26.00	20.00	15.50	22.90
12	28.00	22.00	15.50	24.90
13	30.00	24.00	15.50	26.90
14	32.00	26.00	15.50	28.90
15	34.00	28.00	15.50	30.90
16	36.00	30.00	15.50	32.90

C	SOLDER TAB	2 PCS	PhosphorBronze	Sn-plated
B	CONTACT	2~16 PCS	Brass	Sn-plated
A	HOUSING	1 PCS	LCP/PAST	UL 94V-0, COLOR:BEIGE/BLACK
ITEM	COMPONENT	Q'TY	MATERIAL	FINISH

	GENERAL TOLERANCES		SCALE: 1:1	NAME	DATE	深圳市思拓展电子有限公司 SHENZHEN SINOTOP ELECTRONICS CO., LTD 公司网址: www.szstuo.cn 公司电话: 0755-23765350 邮 箱: 2850175982@qq.com 公司传真: 0755-23765341	PART. NO:
	LINEAR	ANGLES	APPROVED				ST-WF-200-002AWV-1
	0.0±0.30	X° REF±6°	DESIGNER				DWG. NO:
UNIT: MM	0.00±0.20	X° ±3°	DRAWN	肖坤权	2017.06.16	TITLE:	REV: A0
SIZE: A4	0.000±0.10	X° X'±2°				2.00mmPITCH 180° WAFER SMT TYPE	SHEET: 1/1

A B C D E F G H