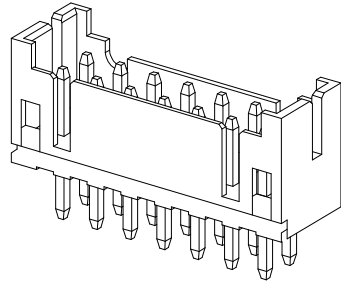


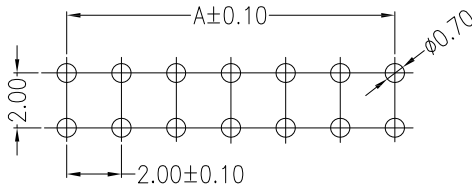
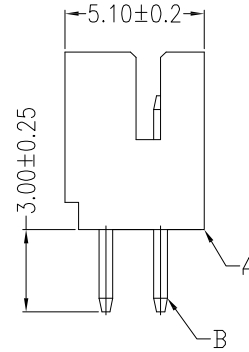
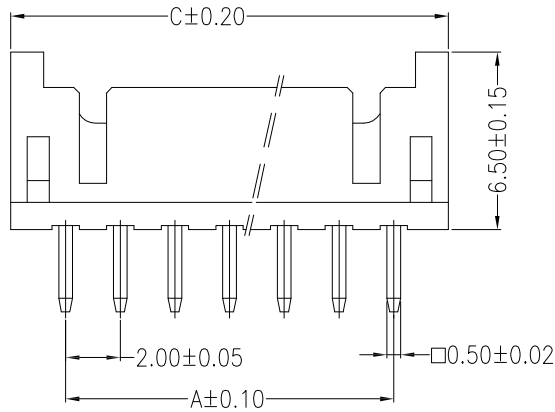
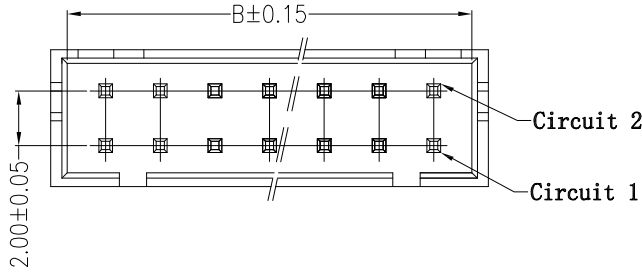
仅供参考

REV.	REVISION RECORD	DATE
A0	新图面发行	2017.06.16



### 主要技术参数 Main Specifications

线 数 (Poles): 04 to 40  
 接触电阻 (Contact resistance):  $\leq 20m\Omega$   
 绝缘电阻 (Insulation resistance):  $\geq 1000M\Omega$   
 额定电压 (Rated voltage): 250V AC DC  
 额定电流 (Rated current): 2.0A AC DC  
 耐 电压 (Withstand Voltage): 1000V AC/minute  
 温度范围 (Temperature Range):  $-25^{\circ}C \sim +85^{\circ}C$



**SUGGESTED PCB LAYOUT  
(COMPONENT SIDE)**

Circuits	Dimensions (mm)		
	A	B	C
2X2	2.00	5.00	6.00
2X3	4.00	7.00	8.00
2X4	6.00	9.00	10.0
2X5	8.00	11.00	12.00
2X6	10.00	13.00	14.00
2X7	12.00	15.00	16.00
2X8	14.00	17.00	18.00
2X9	16.00	19.00	20.00
2X10	18.00	21.00	22.00
2X11	20.00	23.00	24.00
2X12	22.00	25.00	26.00
2X13	24.00	27.00	28.00
2X14	26.00	29.00	30.00
2X15	28.00	31.00	32.00
2X16	30.00	33.00	34.00
2X17	32.00	35.00	36.00
2X18	34.00	37.00	38.00
2X19	36.00	39.00	40.00
2X20	38.00	41.00	42.00

B	CONTACT	4~40 PCS	Brass	Sn-plated
A	PEDESTAL	1 PCS	PA66	UL 94V-0, COLOR:BEIGE
ITEM	COMPONENT	Q'TY	MATERIAL	FINISH

	GENERAL TOLERANCES		SCALE: 1:1	NAME	DATE	<b>深圳市思拓展电子有限公司</b> SHENZHEN SINOTOP ELECTRONICS CO., LTD 公司网址: www.szstuo.cn 公司电话: 0755-23765350 邮 箱: 2850175982@qq.com 公司传真: 0755-23765341	PART. NO:
	LINEAR	ANGLES	APPROVED				ST-WF-200-003A
UNIT: MM	0.00±0.20	X° REF±6°	DESIGNER			TITLE:	DWG. NO:
SIZE: A4	0.000±0.10	X° X'±2°	DRAWN	肖坤权	2017.06.16	2.00mmPITCH 180° WAFER DIP TYPE	REV: A0 SHEET: 1/1