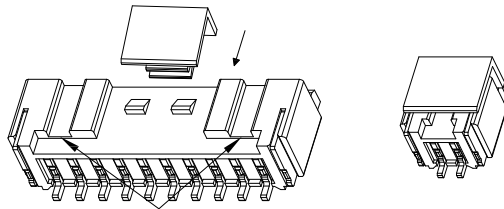


仅供参考

注：十孔及以上双卡扣

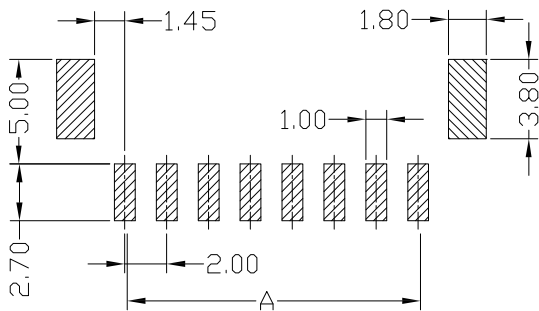
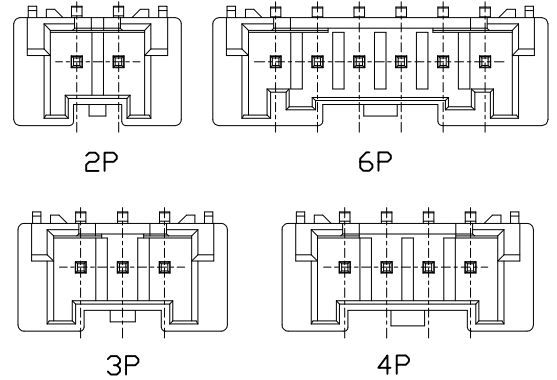
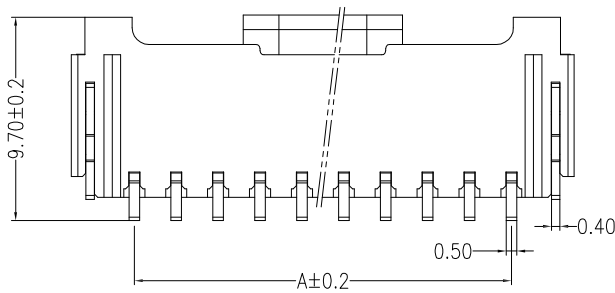
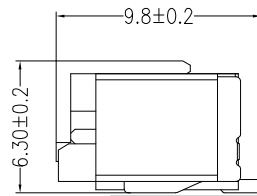
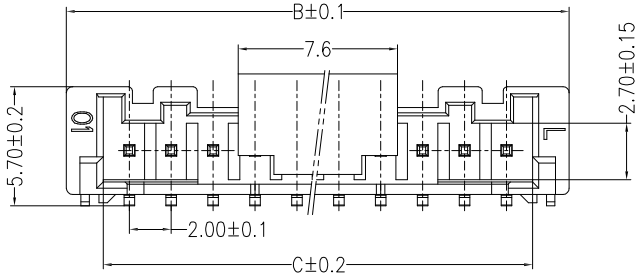
REV.	REVISION RECORD	DATE
A0	新图面发行	2017.06.16



注：六孔及以下无此槽

主要技术参数 Main Specifications

- 线数 (Poles): 02 to 15
- 接触电阻 (Contact resistance): $\leq 20m\Omega$
- 绝缘电阻 (Insulation resistance): $\geq 1000M\Omega$
- 额定电压 (Rated voltage): 250V AC DC
- 额定电流 (Rated current): 3.0A AC DC
- 耐电压 (Withstand Voltage): 800V AC/minute
- 温度范围 (Temperature Range): $-25^{\circ}C \sim +85^{\circ}C$



PCB LAYOUT

PIN.	DIM A	DIM B	DIM C
2pin	2.00	8.00	4.55
3pin	4.00	10.00	6.55
4pin	6.00	12.00	8.55
5pin	8.00	14.00	10.55
6pin	10.00	16.00	12.55
7pin	12.00	18.00	14.55
8pin	14.00	20.00	16.55
9pin	16.00	22.00	18.55
10pin	18.00	24.00	20.55
11pin	20.00	26.00	22.55
12pin	22.00	28.00	24.55
13pin	24.00	30.00	26.55
14pin	26.00	32.00	28.55
15pin	28.00	34.00	30.55

ITEM	COMPONENT	Q'TY	MATERIAL	FINISH
D	CAP	1 PCS	PA6T	UL 94V-0, COLOR:BEIGE
C	SOLDER TAB	2 PCS	Barss	Sn-plated
B	CONTACT	2~15 PCS	Barss	Sn-plated
A	HOUSING	1 PCS	PA6T	UL 94V-0, COLOR:BEIGE

	GENERAL TOLERANCES		SCALE: 1:1	NAME	DATE
	LINEAR	ANGLES	APPROVED		
	0.0±0.30	X° REF±6°	DESIGNER		
UNIT: MM	0.00±0.20	X° ±3°	DRAWN	肖坤权	2017.06.16
SIZE: A4	0.000±0.10	X° X'±2°			

深圳市思拓展电子有限公司
 SHENZHEN SINOTOP ELECTRONICS CO., LTD
 公司网址: www.szstuo.cn 公司电话: 0755-23765350
 邮箱: 2850175982@qq.com 公司传真: 0755-23765341

TITLE: 2.00mmPITCH 90° WAFER SMT TYPE

PART. NO:	ST-WF-200-008AWR
DWG. NO:	
REV:	A0
SHEET:	1/1