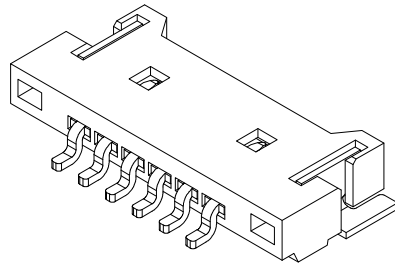


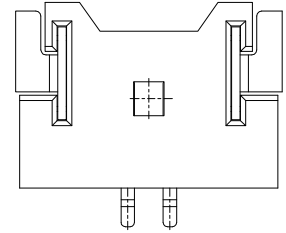
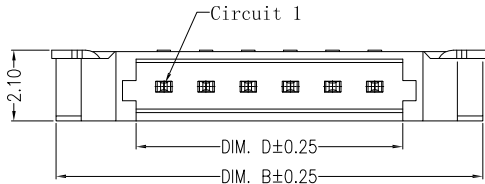
仅供参考

REV.	REVISION RECORD	DATE
A0	新图面发行	2017.06.16

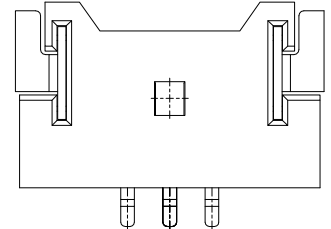
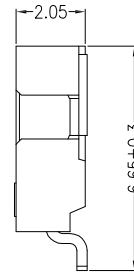
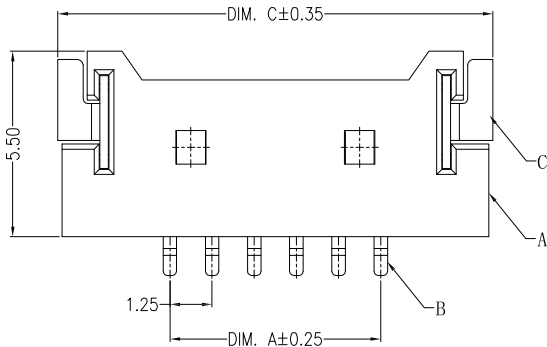


主要技术参数 Main Specifications

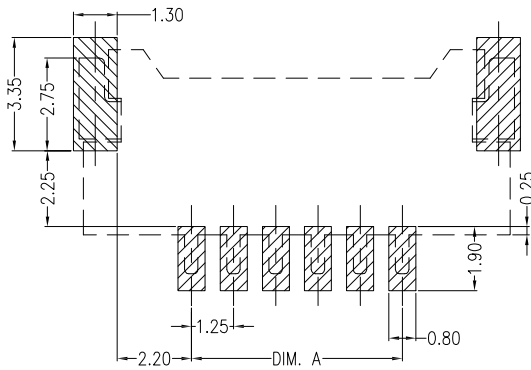
- 线数 (Poles): 02 to 15
- 接触电阻 (Contact resistance): $\leq 20m\Omega$
- 绝缘电阻 (Insulation resistance): $\geq 100M\Omega$
- 额定电压 (Rated voltage): 125V AC DC
- 额定电流 (Rated current): 1.0A AC DC
- 耐电压 (Withstand Voltage): 500V AC/minute
- 温度范围 (Temperature Range): $-25^{\circ}C \sim +85^{\circ}C$



ST-WF-125-004AWR-02



ST-WF-125-004AWR-03



SUGGESTED PCB LAYOUT
(COMPONENT SIDE)

Circuits	Dimensions (mm)			
	DIM. A	DIM. B	DIM. C	DIM. D
02	1.25	7.65	7.90	2.90
03	2.50	8.90	9.15	4.15
04	3.75	10.15	10.40	5.40
05	5.00	11.40	11.65	6.65
06	6.25	12.65	12.90	7.90
07	7.50	13.90	14.15	9.15
08	8.75	15.15	15.40	10.40
09	10.00	16.40	16.65	11.65
10	11.25	17.65	17.90	12.90
11	12.50	18.90	19.15	14.15
12	13.75	20.15	20.40	15.40
13	15.00	21.40	21.65	16.65
14	16.25	22.65	22.90	17.90
15	17.50	23.90	24.15	19.15

C	SOLDER TAB	1 PCS	PhosphorBronze	GOLD/MATTE Sn-plated
		1 PCS	PhosphorBronze	GOLD/MATTE Sn-plated
B	CONTACT	2~30PCS	PhosphorBronze	GOLD/MATTE Sn-plated
A	PEDESTAL	2~30PIN	LCP	UL 94V-0, COLOR:BEIGE/BLACK
ITEM	COMPONENT	Q'TY	MATERIAL	FINISH

	GENERAL TOLERANCES		SCALE: 1:1	NAME	DATE	深圳市思拓展电子有限公司 SHENZHEN SINOTOP ELECTRONICS CO., LTD 公司网址: www.szstuo.cn 公司电话: 0755-23765350 邮箱: 2850175982@qq.com 公司传真: 0755-23765341	PART. NO:	
	LINEAR	ANGLES					ST-WF-125-004AWR	
	0.0 ± 0.30	X° REF ± 6°	APPROVED				DWG. NO:	
	UNIT: MM	0.00 ± 0.20	X° ± 3°	DESIGNER				REV: A0
SIZE: A4	0.000 ± 0.10	X° X' ± 2°	DRAWN	肖坤权	2017.06.16	TITLE:		
				1.25mm PITCH 90° WAFER SMT TYPE				