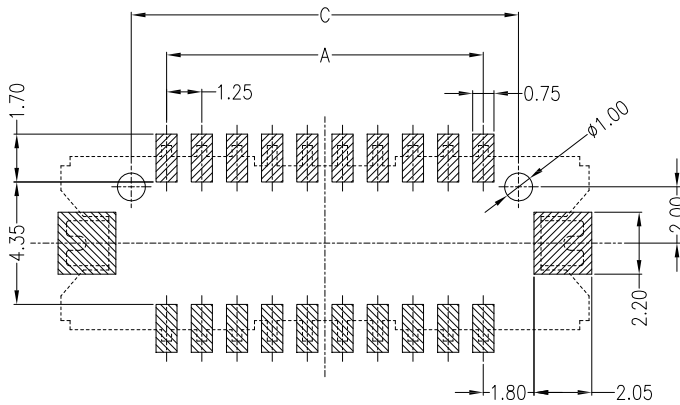
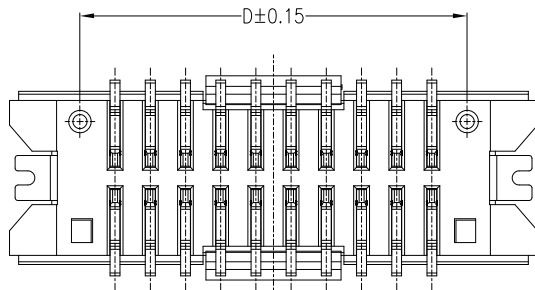
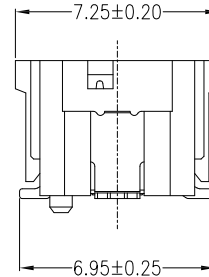
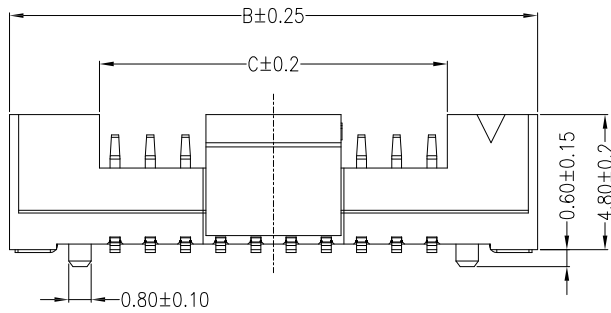
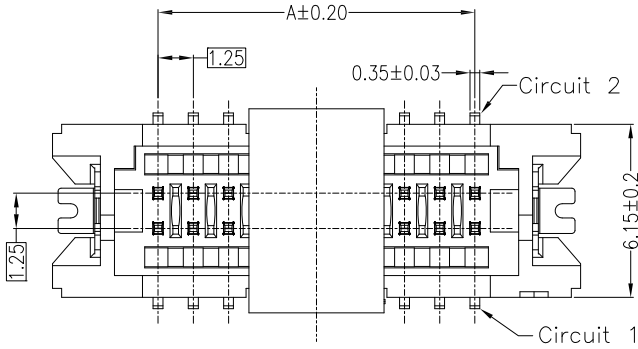
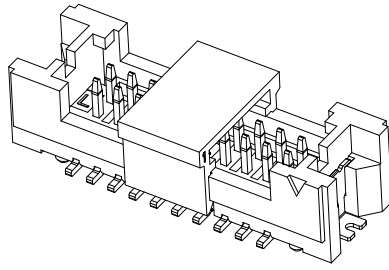



仅供参考

REV.	REVISION RECORD	DATE
A0	新图面发行	2017.06.16

Specifications:
 Poles: 10 to 50
 Contact resistance: $\leq 30m\Omega$
 Insulation resistance: $\geq 500M\Omega$
 Rated voltage: 150V AC DC
 Rated current: 1.0A AC DC
 Withstand Voltage: 500V AC/minute
 Temperature Range: $-25^{\circ}C \sim +85^{\circ}C$
 Housing: PA9T UL94V-0, Natural(Beige)
 CAP: PA9T UL94V-0, Natural(Beige)
 Contacts: Brass/Sn-plated or Gold-flash
 Solder Tabs: Brass/Sn-plated or Gold-flash



Circuits	Dimensions (mm)			
	A	B	C	D
2x05P	5.00	12.50	6.10	7.50
2x10P	11.25	18.75	12.35	13.75
2x15P	17.50	25.00	18.60	20.00
2x20P	23.75	31.25	24.85	26.25
2x25P	30.00	37.50	31.10	32.50

8	GENERAL TOLERANCES		SCALE: 1:1	NAME	DATE	 深圳市思拓展电子有限公司 SHENZHEN SINOTOP ELECTRONICS CO., LTD 公司网址: www.szstuo.cn 公司电话: 0755-23765350 邮 箱: 2850175982@qq.com 公司传真: 0755-23765341	PART NO:
	LINEAR	ANGLES	APPROVED				ST-WF-125-008AWVB
	0.0±0.30	X° REF±6°	DESIGNER				DWG NO:
	UNIT: MM	0.00±0.20	X° ±3°	DRAWN	肖坤权		2017.06.16
SIZE: A4	0.000±0.10	X° X'±2°	TITLE: 1.25mm PITCH 180° WAFER SMT TYPE				SHEET: 1/1

A B C D E F G H