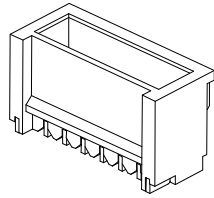


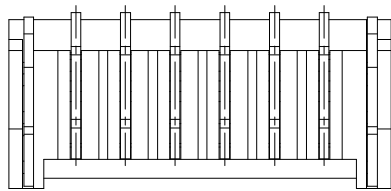
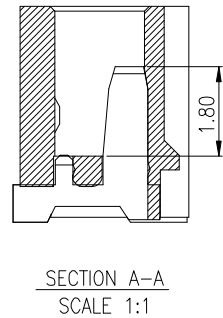
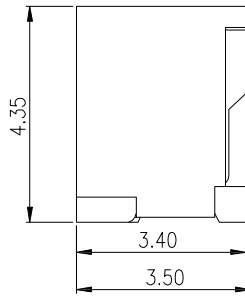
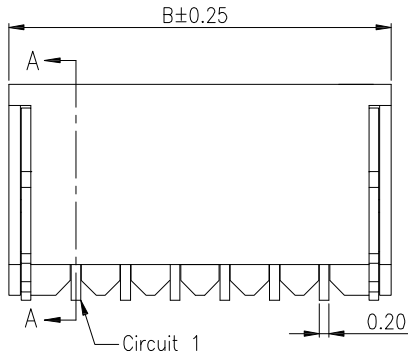
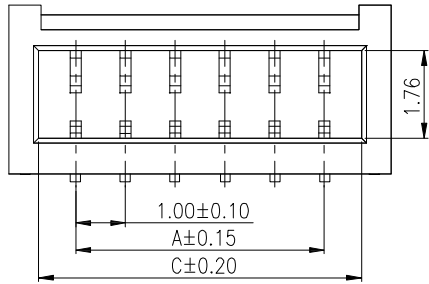
仅供参考

REV.	REVISION RECORD	DATE
A0	新图面发行	2017.06.16

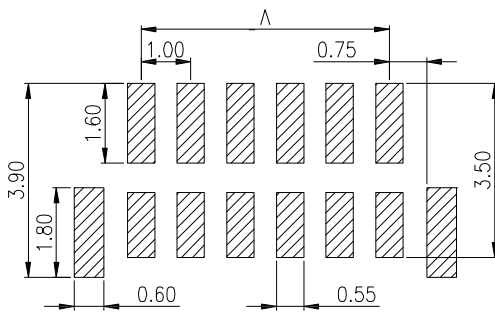


主要技术参数 Main Specifications

线数 (Poles): 02 to 20  
 接触电阻 (Contact resistance):  $\leq 20m\Omega$   
 绝缘电阻 (Insulation resistance):  $\geq 100M\Omega$   
 额定电压 (Rated voltage): 125V AC DC  
 额定电流 (Rated current): 1.0A AC DC  
 耐电压 (Withstand Voltage): 500V AC/minute  
 温度范围 (Temperature Range):  $-25^{\circ}C \sim +85^{\circ}C$



Poles	Dimensions(mm)		
	A	B	C
02	1.00	3.70	2.50
03	2.00	4.70	3.50
04	3.00	5.70	4.50
05	4.00	6.70	5.50
06	5.00	7.70	6.50
07	6.00	8.70	7.50
08	7.00	9.70	8.50
09	8.00	10.70	9.50
10	9.00	11.70	10.50
11	10.00	12.70	11.50
12	11.00	13.70	12.50
13	12.00	14.70	13.50
14	13.00	15.70	14.50
15	14.00	16.70	15.50
16	15.00	17.70	16.50
17	16.00	18.70	17.50
18	17.00	19.70	18.50
19	18.00	20.70	19.50
20	19.00	21.70	20.50



P.C.B Layout

C	SOLDER TAB	2 PCS	Brass	MATTE Sn-plated
B	CONTACT	n PCS	Brass	MATTE Sn-plated
A	HOUSING	1 PCS	Nylon9T	UL 94V-0, COLOR:Nature
ITEM	COMPONFNT	Q'TY	MATERIAL	FINISH

	GENERAL TOLERANCES		SCALE: 1:1	NAME	DATE	深圳市思拓展电子有限公司 SHENZHEN SINOTOP ELECTRONICS CO., LTD 公司网址: www.szsituo.cn 公司电话: 0755-23765350 邮 箱: 2850175982@qq.com 公司传真: 0755-23765341	PART. NO:	
	LINEAR	ANGLES	APPROVED				ST-WF-100-007AWV	
UNIT: MM	0.00±0.20	X° ±3°	DESIGNER			TITLE:	DWG. NO:	
SIZE: A4	0.000±0.10	X° X'±2°	DRAWN	肖坤权	2017.06.16	1.0mmPITCH 180° WAFER SMT TYPE	REV: A0	SHEET: 1/1